



New Reference Pressure Recorder

VISUALIZE PRESSURE

The nVision is **not just** a new data-logging calibrator.



It's a field calibrator that can display data graphically on a high resolution screen.

No need to stop a test to analyze data on a PC.

Live data can be displayed graphically, with the ability to zoom into specific events, or zoom out to get a big picture of your test.

There's never been anything like this!

FEATURES

- Up to 0.025% of Reading accuracy.
- nVision modules are complete and independent: Each contains dedicated signal conditioning and a microcontroller.
- Modules can be removed, exchanged, and even calibrated without the base.
- Fully temperature compensated from -20°C to 50°C.
- ATEX/IECEx intrinsically safe.
- Log and display 500,000 points at up to 10 readings/second on two sensor modules simultaneously.



- IP67 (enclosure 1m submersible up to 30 min).
- Uses Crystal's revolutionary new leak-free CPF fittings system.
- Interactive real-time graphing of measurements.
- Discover events (spikes) or trends (leaks) in real time.



is a *very* accurate field pressure calibrator that records and displays data *graphically*, on a large (255 x 160 pixel) backlit display. Temperature, voltage and current can also be measured and recorded—depending on which modules you choose.

nVision give you the ability to examine data on screen—no PC required. Compare pressure with temperature on a single screen for **leak and static tests**. Or use the scrolling and zooming features to observe the repeatability and high speed performance of **pressure safety valves** (with an accuracy never possible before).

However, with a PC, a USB cable, and CrystalControl software (free), you can monitor and **download the data from an ongoing test without interrupting recording!** Any current and all previously recorded data can be viewed, and/or saved for a **permanent record** of a test. CrystalControl includes several Excel spreadsheet report formats, or design your own. **Test reports have never been easier, faster or more accurate!**

nVision!

SPECIFICATIONS

Operating & Compensated Temperature Range	-20°C to 50°C (-4°F to 122°F) ^{1,2}
Storage Temperature Range	-40°C to 75°C (-40°F to 167°F)
Humidity Range	< 95% RH, non-condensing
IP Rating	IP67 (1 m immersion for 30 min) per ISO 60529
Battery Life	> 200 hours

Specifications include all effects of linearity, hysteresis, repeatability, temperature, and stability for one year.

- 1 Pressure sensor must be zeroed to achieve rated specification.
- 2 No change in accuracy over operating range for all modules.

Certifications



Rating subject to battery type used. For details see Approved Battery Table in Power Section (pg. 4).

Standard Items included with each nVision

Soft Carrying Case	Durable, padded case with separate pockets for your nVision and accessories (P/N 4087)
Protective Boot	Shock resistant protection, low durometer, Skydrol Resistant (P/N 3985)
Calibration Certificate	Multi-temperature from our A2LA accredited Calibration Laboratory
CrystalControl	Configure your product to meet your needs. Data log all readings for display, analysis and archiving
USB A to mini USB B Cable ³	Connect to your nVision with 6' [1.8m] cable (P/N 3951)

³ **WARNING:** Do not use USB interface within a hazardous atmosphere (Um=6V)

PRESSURE

Pressure Measurement: See PRESSURE MEASUREMENT, PART NUMBER, & UNITS/RESOLUTION for part number scheme

Pressure Modules: These pressure modules come in a myriad of pressure ranges to meet your needs.

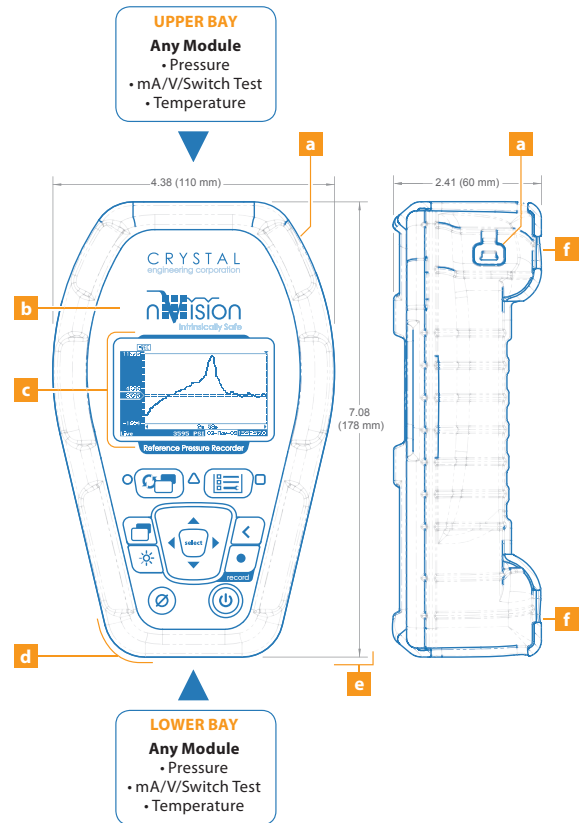
All specifications are "of Reading" to get the most out of your pressure measurement. **HIP and Autoclave Engineers** 1/4" medium pressure fittings adapt with the new Crystal Pressure Fitting (CPF) line of products.

Accuracy

30% to 100% of Full Scale	±(0.025% of Reading), ±(0.05% of Reading), or ±(0.1% of Reading) *
0 to 30% of Full Scale	±(0.0075% of Full Scale), ±(0.015% of Full Scale), or ±(0.03% of Full Scale)
Media Compatibility	Liquids and gases compatible with 316 stainless steel
Connection	Crystal CPF System: Medium Pressure Female (MPF) (1/4" medium pressure tube system with 7/16-20 threads. O-ring material: Viton 90)


* See Pressure Measurement, Part Number, & Units Resolution table on facing page.

† Fitting interfaces with the Crystal Pressure Fittings (CPF) System; finger tight to 10 000 psi from -20°C to 50°C with a 4:1 safety factor. System can interface wrench-tight with non-CPF medium pressure fitting, adapter, and piping systems: HIP LM4 and LF4 Series, Autoclave Engr SF250CX Male and Female Series.



- a** USB: mini USB B
- b** Impact resistant injection molded housing compatible with common industrial fluids, including Skydrol
- c** Display: 255 x 160 pixel graphical display with integrated backlight. Record Rate selectable up to 10 readings per second
- d** Weight: 680g (1.5 lbs) including one each PM and RTD100 modules, 4AA battery module, and protective boot
- e** Dimensions: 178mm (7.0") H x 110mm x (4.3") W x 58mm (2.3") D
- f** M4x0.7 [8mm (0.30")] deep threaded insert mounting locations (4 places)

Modules are complete and independent: Each module contains dedicated signal conditioning and a microcontroller. Modules can be installed in either or both chassis bays, or removed, exchanged, and even calibrated without the nVision base.



PRESSURE MEASUREMENT, PART NUMBER, & UNITS/RESOLUTION

	PSI	bar	kPa/MPa	kg/cm2	Overpressure	PSI	kg/cm2	inHg	inH2O*	mmHg	mmH2O	kPa	bar	mbar	MPa	
0.025% of Reading modules	30PSI	3BAR			3.0 x	0.001	0.0001	0.001	0.01	0.01	1	0.01	0.0001	0.1		
					3.0 x	0.001	0.0001	0.001	0.01	0.01	1	0.01	0.0001	0.1		
			300KPA		3.0 x								0.01	0.0001	0.1	
				3KG	3.0 x		0.001	0.0001	0.001	0.01	0.01	1	0.01	0.0001	0.1	
	100PSI	10BAR			2.0 x	0.001	0.0001	0.01	0.1	0.1	1	0.01	0.0001	0.1	0.00001	
					2.0 x	0.001	0.0001	0.01	0.1	0.1	1	0.01	0.0001	0.1	0.00001	
			1MPA		2.0 x								0.01	0.0001	0.1	0.00001
				10KG	2.0 x		0.001	0.0001	0.01	0.1	0.1	1	0.01	0.0001	0.1	0.00001
	300PSI	30BAR			2.0 x	0.01	0.001	0.01	0.1	0.1			0.1	0.001	1	0.0001
					2.0 x	0.01	0.001	0.01	0.1	0.1			0.1	0.001	1	0.0001
			3MPA		2.0 x								0.1	0.001	1	0.0001
				30KG	2.0 x		0.01	0.001	0.01	0.1	0.1		0.1	0.001	1	0.0001
0.05% of Reading modules	1KPSI	100BAR			2.0 x	0.1	0.001	0.1				0.1	0.001		0.0001	
					2.0 x	0.1	0.001	0.1				0.1	0.001		0.0001	
			10MPA		2.0 x								0.1	0.001		0.0001
	3KPSI	300BAR			1.5 x	0.1	0.01	0.1				1	0.01		0.001	
					1.5 x	0.1	0.01	0.1				1	0.01		0.001	
			30MPA		1.5 x								1	0.01		0.001
0.1% of Reading modules	10KPSI	700BAR			1.5 x	1	0.01					1	0.01		0.001	
					1.5 x	1	0.01					1	0.01		0.001	
			70MPA		1.5 x								1	0.01		0.001
			700KG	1.5 x		1	0.01					1	0.01		0.001	

*Density of water can be set to 4°C, 60°F or 20°C/68°F with CrystalControl software.

CURRENT, VOLTAGE & SWITCH TEST

Current & Voltage Measurement: mA/V Module (P/N: MA20):

Intended for use with a 4-20mA loop measurement. This module is also capable of measuring supply voltages and has an auxiliary fixed output for use in switch open/closure testing. Each MA20 module comes with a super flexible silicone test lead kit (P/N 3952).



Current (mA) Input

Accuracy	±(0.015% of rdg + 0.002mA)
Range	0 to 25mA
Max Allowable Current	55mA
Resolution	0.001mA or 0.00%
Units	mA, % 4-20
Input Resistance	<17.2Ω
Voltage Burden @ 20mA	<0.35V
HART Resistance	250Ω

Voltage (VDC) Input

Accuracy	±(0.015% of rdg + 0.002 VDC)
Range	0 to 28VDC
Max Allowable Voltage	30VDC
Resolution	0.001VDC
Units	VDC

Switch Test

Switch Type	Dry Contact
-------------	-------------

WARNING: ATEX and IECEx certification does not allow the installation of two MA20 modules simultaneously in hazardous atmosphere


TEMPERATURE

Temperature Measurement: RTD Module (P/N: RTD100):

Calibrated for Pt100 RTD/PRT (100 Ohms at 0°C Platinum Resistance Temperature Detector) sensors conforming to DIN/IEC 60751 (or IEC751) with US, Euro or Lab calibration curves. An RTD is not included, but each RTD100 includes P/N 3953 RTD Connection Kit.

Resistance Input

Range	0 – 400 Ohms range for use with 100 Ohm PRTs
Resolution	0.01 Ω
Accuracy	± (0.015% of rdg + 0.02 Ω)
Display	°C, K, °F, R, Ω
TCRs	0.003850 Ω/Ω/°C (IEC 60751), 0.003911 Ω/Ω/°C (US Industrial Std), 0.003926 Ω/Ω/°C
Wiring	2-, 3-, 4-wire support



POWER

Chassis Power: Modules:

AA Battery Module (P/N: 4AA)	Four size AA (LR6) batteries; user serviceable, non-rechargeable, estimated life: >200 hours
------------------------------	--

Note: Chassis may be powered by the mini-USB connector.

WARNING: Do not use USB interface in a hazardous atmosphere

Approved Battery Table

Approved Battery Type	Ta=	Marking
Rayovac Max Plus 815	-20C to +50C	Ex ia IIB T4 Ga
Duracell MN1500	-20C to +45C	
Energizer E91, EN91	-20C to +50C	Ex ia IIB T3 Ga
Duracell MN1500		

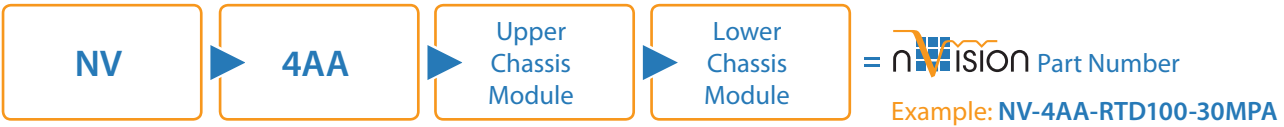
REPLACE BATTERIES WITH APPROVED TYPE IN NON-HAZARDOUS LOCATIONS ONLY

Phillips hardware has knurled edges for simple & quick battery replacement



HOW TO ORDER

nVision Part Numbering order system:



Notes:

- To order nVision with a single module, enter **BNKPLT** (blank plate) for either the upper or lower chassis module.
- Ordering MA20 for both upper and lower modules nulls ATEX and IECEx Scheme certification and is not recommended

SOFTWARE

Included with nVision

CrystalControl	Communicate, Configure, Data Log, and Update your nVision product
----------------	---

REPLACEMENT PARTS

Accessories / Replacement Parts

4087	Soft Carrying Case; durable, padded case with separate pockets for your nVision and accessories
3985	Protective Boot; blue, Skydrol Resistant
3951	6' [1.8m] USB A to mini USB B Cable for nV Chassis**
3952	Test Lead Kit; two 39" [1m] 2mm banana jack test leads with multi-purpose clip (Black, Red)
3953	RTD Connection Kit; one IP67 terminal block connector (RTD Module or RTD Sense Element is not included)

** **WARNING:** Do not use USB interface within a hazardous atmosphere (Um=6V)

CRYSTAL
engineering corporation

Copyright © 2010 Crystal Engineering Corporation • 708 Fiero Lane, Suite 9, San Luis Obispo, California 93401-8701

No part of this document may be reproduced or modified in any form or by any means, electronic or mechanical, without express written permission from Crystal Engineering Corporation.

Visit us on the web at
www.crystalengineering.net

